



FREEDOM OF INFORMATION

2022 Annual Statistics Report

Office of the Ombudsman

Anderson Square
64 Shedden Road, PO Box 2252
Grand Cayman KY1-1107
Cayman Islands

T +1 345 946 6283
F +1 345 946 6222
info@ombudsman.ky

ombudsman.ky

Contents

03	INTRODUCTION
03	METHODOLOGY
04	FOI STATISTICS
	Number of FOI requests per year (2009-2022)
	Spread of FOI requests across the Public Sector (2022)
	Response times (2009-2022)
	Outcomes of FOI requests (2022)

Introduction

This report provides statistics on compliance with the Freedom of Information Act (2021 Revision) (FOI Act) in the Cayman Islands Public Sector. It places the 2022 FOI outcomes and activities in the context of the trends and results since 2009, when the FOI Act first came into effect.

The FOI Act promotes openness and accountability by creating a general right of access, balanced by exemptions for specific reasons, consistent with the system of constitutional democracy in the Cayman Islands.

Methodology

This report was compiled by the Office of the Ombudsman using aggregated statistics from the Cayman Islands Government's central tracking system known as JADE, which was recently upgraded. Where needed, these figures were augmented, verified and corrected against the compliance reports on FOI activity received from each individual public authority.

JADE is owned and maintained by the Cabinet Office, and we are grateful to the Information Rights Unit of the Cabinet Office and to the many FOI Information Managers around the Public Sector who implement the FOI Act on a daily basis, for providing the raw data for this report.

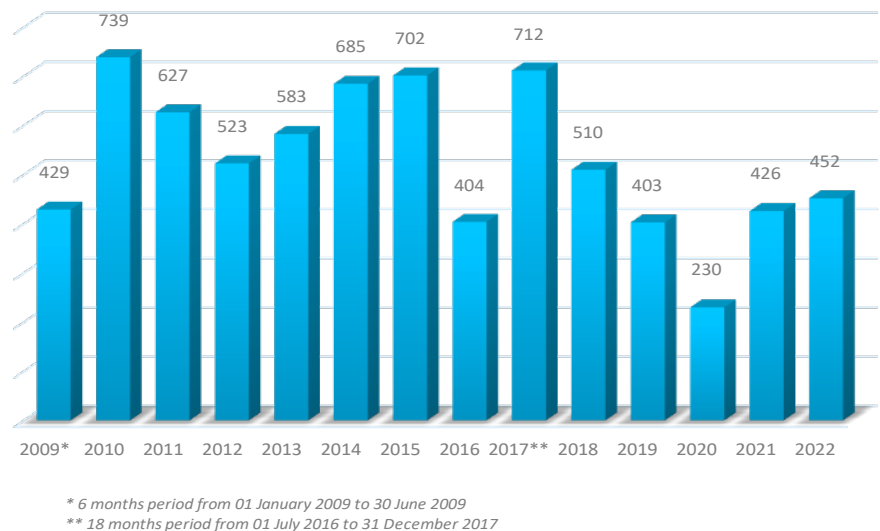
As in previous years, there are no reliable figures for internal reviews conducted during the year. These cases are underreported in the tracking system, and we are unable to report on them.

Appeals to the Ombudsman and their outcomes have been reported in the 2022 Annual Report of the Office of the Ombudsman and these have not been duplicated here.

FOI Statistics

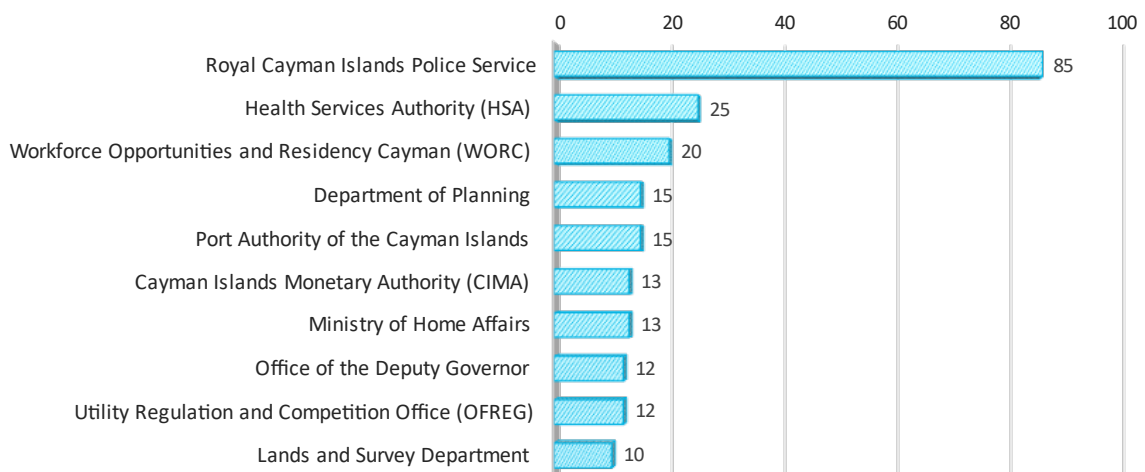
NUMBER OF FOI REQUESTS PER YEAR (2009-2022)

The overall number of requests answered under the FOI Act continued a moderate recovery from the impact of the pandemic, with 452 requests tallied during the year. This total falls within the average of 400-700 requests per year recorded since 2009, albeit on the low end of the range. Since the commencement of the FOI Act almost 7,500 requests had been processed by the end of 2022.



SPREAD OF FOI REQUESTS ACROSS THE PUBLIC SECTOR (2022)

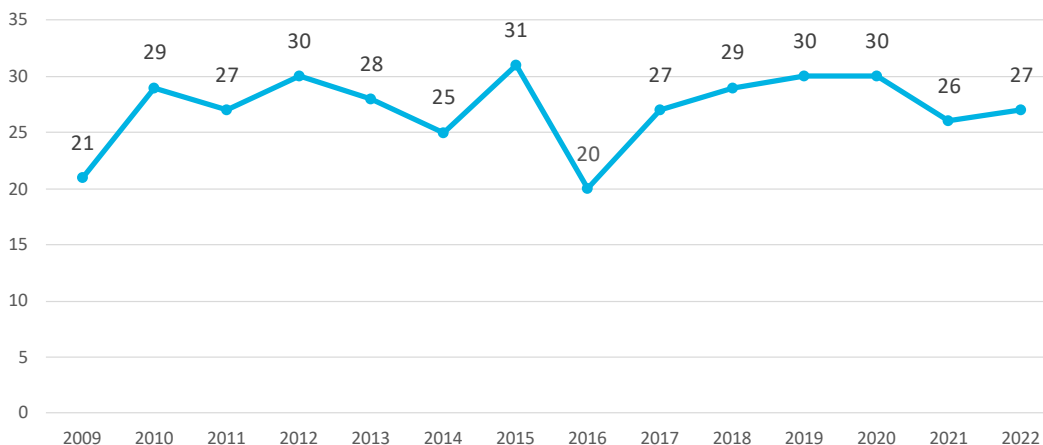
As in previous years, most FOI requests were received by those public authorities whose decisions (and records) impact individuals the greatest. The Royal Cayman Islands Police Service received the most requests of all public authorities (85), followed by the Health Services Authority (HSA) (25), Workforce Opportunities & Residency Cayman (WORC) (20), and the Department of Planning and the Port Authority of the Cayman Islands (15 each). The top ten entities received a combined total of 220 requests or 49% of all requests made in the year.



RESPONSE TIMES 2009-2022

The FOI Act requires public authorities to give their initial decision to an FOI request “as soon as practicable” but not later than 30 calendar days after receiving it. This time is extendable to 60 calendar days.

The downward trend noted in 2021 reversed to an average of 27 days, up from 26 days (2021), but still below the 2019 and 2020 average of 30 days. The proportion of cases taking less than 10 days went from 16% (2020) and 28% (2021) to 25% (2022). Cases taking longer than 30 days continued dropping from 46% (2020) and 35% (2021) to 32% (2022). These included many cases that had been extended, internally reviewed and/or appealed as allowed in the Act.



RESPONSE TIMES 2022

2.8%

Same day

21.7%

1-10 days

43.6%

11-30 days

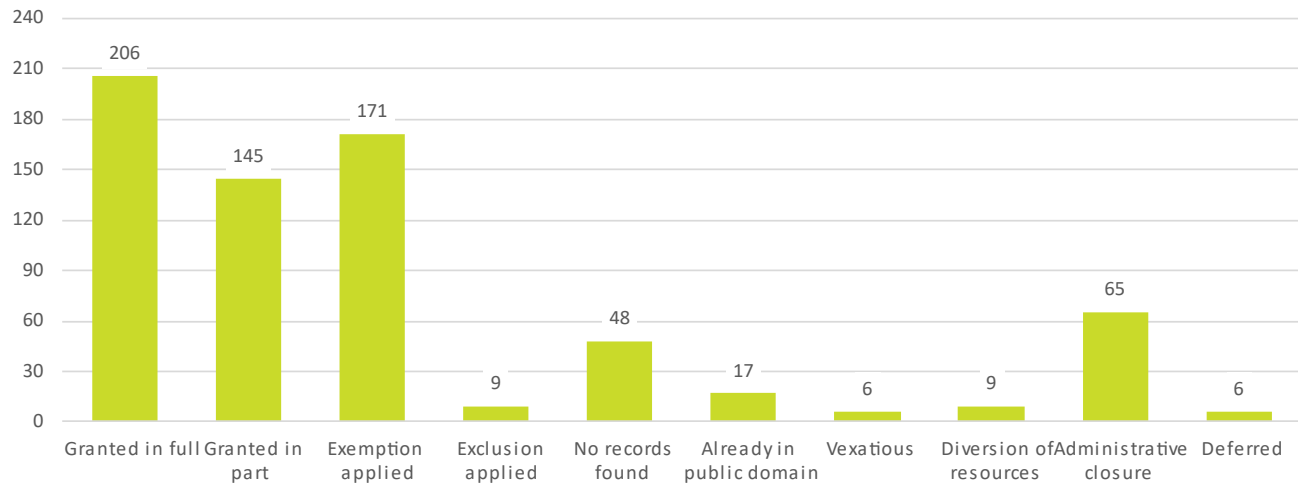
24.8%

31-60 days

7.1%

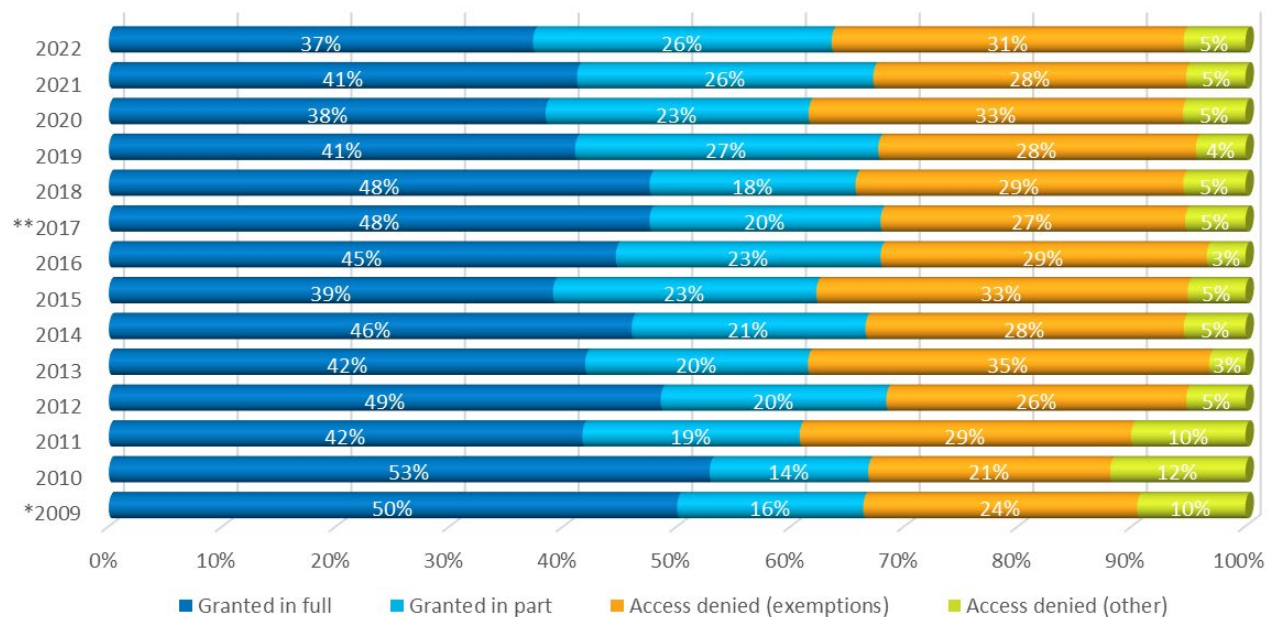
Over 60 days

OUTCOMES OF FOI REQUESTS (2022)



The FOI tracking system logs one or more outcomes for each request.

When certain outcomes are discounted (no records found, records already in the public domain, duplicate request, or request withdrawn), in 2022 almost two thirds of requests were granted in full or in part (63%).



* 6 months period from 01 January 2009 to 30 January 2009

** 18 months period from 01 July 2016 to 31 December 2017